



DEEPTIME

SPIRULA SPEAKERS 4"

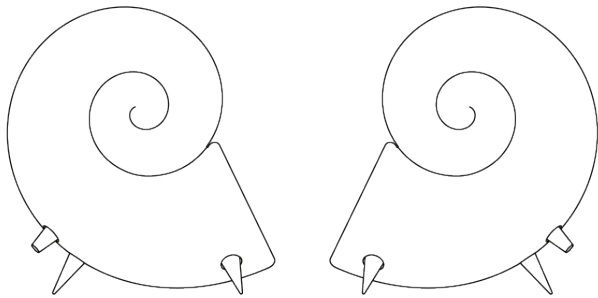
OWNER'S MANUAL

Please read this manual carefully before operating
your audio set and keep it for future reference.

CONTENTS

WHAT'S IN THE BOX	3
CONNECT YOUR ICONIC SPIRULA SPEAKERS	3
PLACE YOUR SPIRULA SPEAKERS	4
Placement scheme	4
PRODUCT SPECIFICATION	5
WARRANTY AND AFTER-SALE SERVICE	5
SAFETY	6
General instructions	6
Safety information	6
MAINTENANCE	6
CLEANING	6
DISPOSAL	7


WHAT'S IN THE BOX



A pair of Spirula Speakers 4"



Cleaning brush



Owner's manual



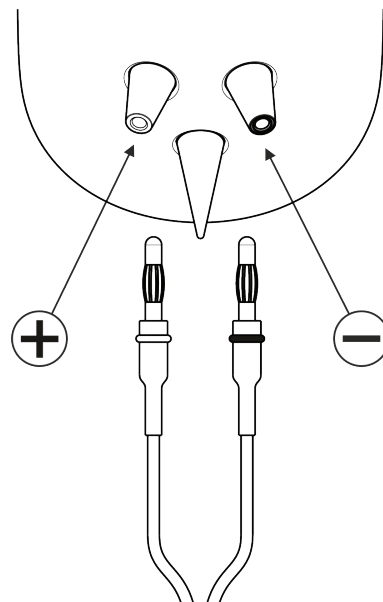
6 pcs. Anti Scratch Pads

CONNECT YOUR ICONIC SPIRULA SPEAKERS

This section helps you to set up your Spirula Speakers and connect them to your amplifier.

CONNECT SPIRULA SPEAKERS

As shown in the image below, both the terminals and cable connectors are color-coded for correct engagement. Using the audio cables, simply plug the black (-) marked banana connector into the speaker's right terminal marked with a black ring on its front face. The other banana (+) plug goes into the left terminal that has no marking.

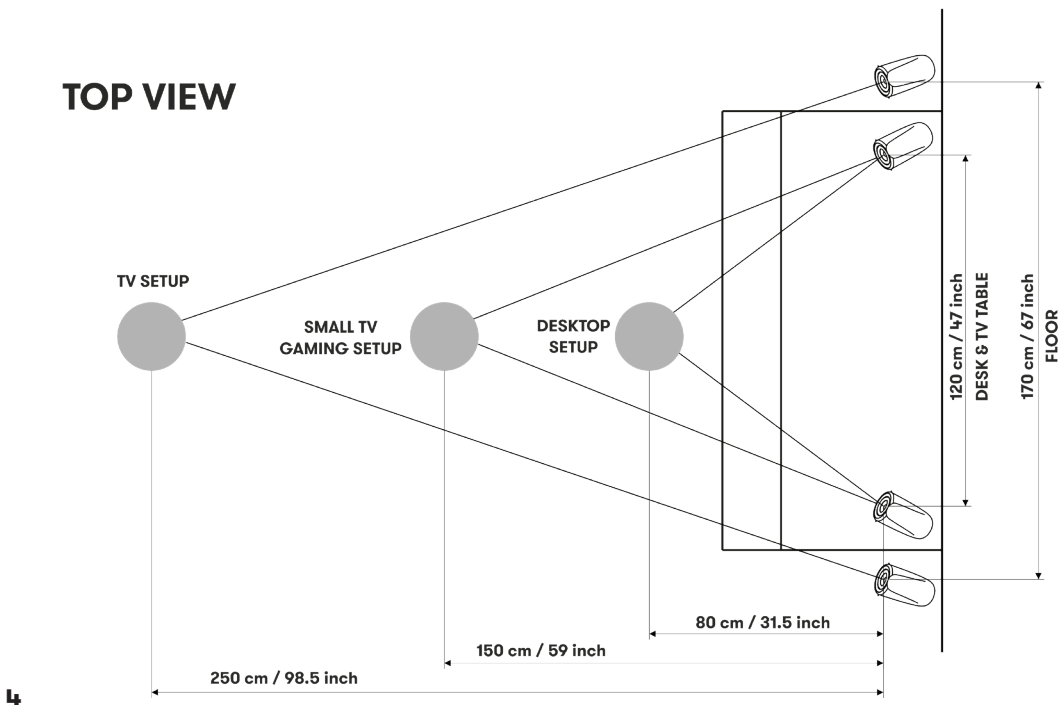
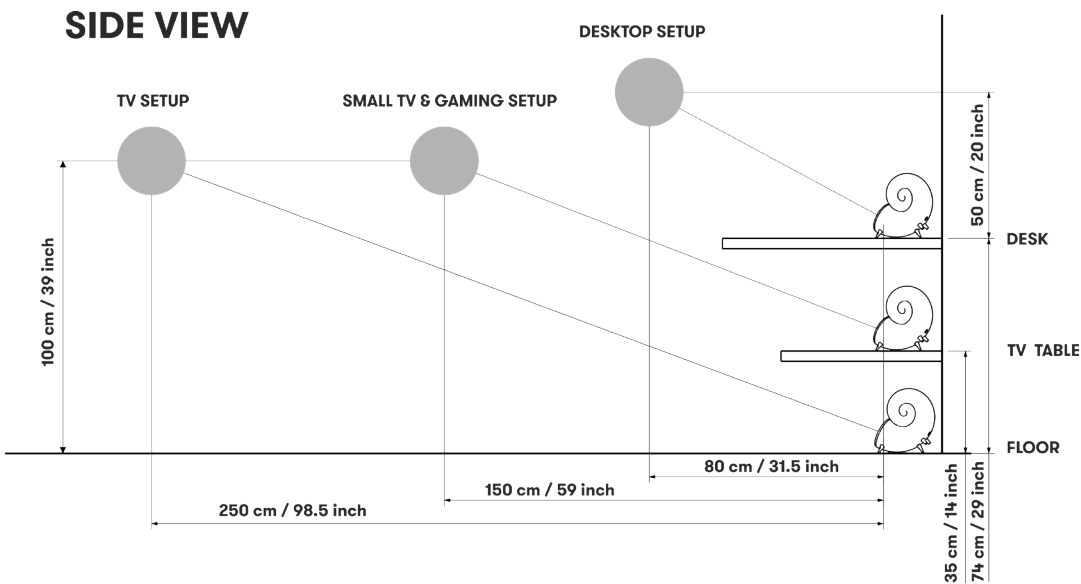


PLACE YOUR SPIRULA SPEAKERS

Placement of Spirula Speakers

As a rule of thumb, the Spirula speakers should be about 0.6 - 1.0 metre away from the centre of your computer, laptop or TV screen. They should be facing forward and angled inward slightly toward the audience or centre of the room. Spirula speakers don't require a speaker stands. The slightly angled speaker driver is designed to aim to your ear directly. The images below show the ideal placement and angles for setting up optimum listening distances for your Spirula speakers.

The Spirula speakers are fairly heavy in comparison with similarly sized speakers made from conventional materials. As they sit on three spiky spikes, it is highly recommended to use anti-scratch pads provided. To avoid scratches or dents on polished or delicate surfaces, simply place these pads on your desk or table, just under every speaker spike.



PRODUCT SPECIFICATION

Spirula Speakers – General Specification

- Enclosure Design: Passive sealed enclosure
- Satellite Maximum Power: 2 × 50 W
- Frequency Range: 60 Hz – 20 kHz
- Satellite Transducer Size: Full-range 4" bamboo fiber paper cone
- Materials: Silica Sand, Aluminium
- Operating Temperature: 0 °C – 45 °C
- Audio Input: 4 mm banana plug connector

Product Dimension and Weight

- Speaker Dimensions (W x H x D) : 143 × 290 × 253 (mm) \ 5.6" x 11.4" x 10.0"
- Speaker Weight: 5.2 kg \ 11.5 lbs
- Packaging Dimensions (W x H x D): 550 × 550 × 250 (mm) \ 21.6" x 21.6" x 9.8"
- Packaging Weight (Gross): 12.5 kg \ 27.5 lbs

Recommended Amplification

For the best performance, please use Spirula Speakers with amplifiers with the following specification.

- Amp Noise Level: below 0.05 % THD+N at 1W– 50 W/8 ohm
- Power Output: 2× RMS 30 W / Peak Power 60 W
- Frequency Range: 20 Hz - 20 kHz, no fixed crossover
- DAC: 24bit/96kHz (High-Res)
- Bluetooth: aptX & AAC audio codecs

WARRANTY AND AFTER-SALE SERVICE

Spirula Speakers have been designed and built according to the highest quality standards.

However, should a fault or malfunction ever occur, the device is covered by warranty in compliance with the regulations in force in the country where the device was purchased.

Please contact the Spirula Speakers dealer where you purchased the device or the Spirula Speakers official distributor in your country. All distributor contacts can be found on our website at www.deeptime.limited. We also encourage you to refer to your national laws on product warranty.

Please bear in mind:

- The warranty on the device covers any workmanship defects
- Keep the document that proves purchase in order to show it to the dealer if necessary
- Keep the original packaging of the device to ship the device without causing damage if it needs to be sent to an authorised service centre
- The device must be returned with a description of the malfunction or defect identified.

The following conditions shall void the product warranty:

- The product is disassembled or modified by personnel other than that of the authorised DEEPTIME service centre
- The conditions of use have not been met
- The product has not been used in compliance with the contents of this manual.

SAFETY

General instructions

- Read this user manual carefully before performing any operation on the Spirula Speakers;
- Keep this user manual in a safe and readily reachable place for consultation. The user manual is part and parcel to the product and must be kept with the product in the case of transfer of the device;
- Observe the installation conditions in this manual to allow safe and efficient use of the product.

Do not install the device in these conditions:

- Near sources of heat (e.g. radiators, heat registers, stoves) or naked flames
- Near sources of water
- In places exposed to great humidity or splashes of liquids of any type
- Outdoors, exposed to bad weather or direct sunlight;
- Placed on unstable furniture or stands which, if knocked against by people or animals, can make the device fall.
- Do not put the device on containers holding liquids or naked flames (candles or other)
Do not install the device in such a way that the connection cables are not too taut, walked on or can cause the tripping of people or animals
- Do not let children play or tamper with the device
- Do not try to open the device or repair it. Refer all servicing to qualified service personnel
Servicing is required when the apparatus has been damaged in any way, liquid has been spilled, the apparatus has been exposed to rain or moisture, does not operate normally, or has been dropped.

MAINTENANCE

No maintenance by the user is required for the Spirula Speakers. In the event of malfunctions contact the DEEPTIME dealer where the purchase was made or your nearest DEEPTIME official distributor.

CLEANING

Regularly remove dust on the casing of the Spirula speakers, using the cleaning kit supplied. Alternatively, use a clean soft brush. Please avoid using a hard brush, as it may damage the surface.

If not used for prolonged periods of time, cover the device with a soft cloth of suitable size.



DISPOSAL

At the end of its life cycle, Spirula Speakers cannot be eliminated as domestic waste.

The materials contained therein can be recycled and, if not disposed of properly, can pollute the environment. Eliminate the device according to the directives on recycling and waste disposal in force in your country.





www.deeptime.limited

